

1st Grade DISTANCE LEARNING PLAN 2020

MONDAY	TUESDAY	WEDNESDAY	THURSDAY	FRIDAY
READING Read 20 minutes daily Complete Daily 6 reading problems. MATH- Daily 6 math problems	READING Read 20 minutes daily Complete Daily 6 reading problems. MATH- Daily 6 math problems	READING Read 20 minutes daily Complete Daily 6 reading problems. MATH- Daily 6 math problems	READING Read 20 minutes daily Complete Daily 6 reading problems. MATH- Daily 6 math problems	Free Day Activity- Good Friday No School Free Day! Enjoy!
READING Read 20 minutes daily Complete Daily 6 reading problems. MATH- Daily 6 math problems	READING Read 20 minutes daily Complete Daily 6 reading problems. MATH- Daily 6 math problems	READING Read 20 minutes daily Complete Daily 6 reading problems. MATH- Daily 6 math problems	READING Read 20 minutes daily Complete Daily 6 reading problems. MATH- Daily 6 math problems	READING Read 20 minutes daily Complete Daily 6 reading problems. MATH- Daily 6 math problems
READING Read 20 minutes daily Complete Daily 6 reading problems. MATH- Daily 6 math problems	READING Read 20 minutes daily Complete Daily 6 reading problems. MATH- Daily 6 math problems	READING Read 20 minutes daily Complete Daily 6 reading problems. MATH- Daily 6 math problems	READING Read 20 minutes daily Complete Daily 6 reading problems. MATH- Daily 6 math problems	READING Read 20 minutes daily Complete Daily 6 reading problems. MATH- Daily 6 math problems
READING Read 20 minutes daily Complete Daily 6 reading problems. MATH- Daily 6 math problems	READING Read 20 minutes daily Complete Daily 6 reading problems. MATH- Daily 6 math problems	READING Read 20 minutes daily Complete Daily 6 reading problems. MATH- Daily 6 math problems	READING Read 20 minutes daily Complete Daily 6 reading problems. MATH- Daily 6 math problems	READING Read 20 minutes daily Complete Daily 6 reading problems. MATH- Daily 6 math problems
READING Read 20 minutes daily Complete Daily 6 reading problems. MATH- Daily 6 math problems	READING Read 20 minutes daily Complete Daily 6 reading problems. MATH- Daily 6 math problems	READING Read 20 minutes daily Complete Daily 6 reading problems. MATH- Daily 6 math problems	READING Read 20 minutes daily Complete Daily 6 reading problems. MATH- Daily 6 math problems	READING Read 20 minutes daily Complete Daily 6 reading problems. MATH- Daily 6 math problems

WE MISS YOU! KEEP SMILING AND KNOW WE WILL SEE YOU SOON!
LOVE, MRS. TORIX, MRS. KING AND MRS. WREN

Parents and Students,

As we work through this strange time, this is what our lessons will look like for the next 25 days. It should look familiar because it is the skills that we have already done in class. Working on these lessons should not be stressful for students or parents or require a lot of help. I ask that you go over your daily work with your parents once you have completed it.

Be sure to read 20 minutes everyday. This can be high-frequency words, books, magazines, mail, ingredients of recipes, etc.

Turning in work: Each week, you can either send me a picture of the completed work by email. If you are not able to do so, we can discuss other arrangements. The most important thing is that students continue to work and learn during this chaotic time.

Extra Activities: We will find ourselves with a lot of free time and a lot of kids saying they are “bored” all the time. Use this extra time to practice :

Addition and subtraction facts (that way, when you’re in 2nd grade, you’ll know all of them. Make it fun-it doesn’t have to be just writing them out!

Reading: Keep reading!! Study the high frequency word lists in your binders. Do the little activities in your planners. Read anything; books, cereal boxes, magazines, newspapers, mail.

Extra activities:

xtramath.org/#/home/index

ixl.com/signin/warneres

starfall.com

getepic.com

abcya.com/games/alphabet

<https://stories.audible.com/start-listen>

<http://www.oeta.tv/blogs/education/distance-learning-with-oeta/>






I miss you guys so very much and I’m here if you need anything!

♥ Mrs. King, Miss Wren, & Mrs. Torix




Name:

Week 1 ELA

April 6- 9 No School Friday



Monday	Tuesday	Wednesday	Thursday
<p>1. Color –in words blue. Color –ill words green. Or write the words.</p> <p>thin fill mill</p> <p>grill fin bin</p> <p>twin skill chin</p>	<p>1. Write your own –in and –ill words.</p> <p>_____</p> <p>_____</p>	<p>1. Color –an words blue. Color –ab words green. Or write the words.</p> <p>cab span stab</p> <p>than grab van</p> <p>clan jab tan</p>	<p>1. Write your own –an and –ab words.</p> <p>_____</p> <p>_____</p>
<p>2. Color the –at words blue or write them. Color the –ag words green or write them.</p> <p>flat sag sat</p> <p>chat brag bat</p> <p>rag splat tag</p>	<p>2. Write your own –at and –ag words.</p> <p>_____</p> <p>_____</p>	<p>2. Color –am words blue or write the –am words. Color the –ad words green or write them.</p> <p>glad ham had</p> <p>slam sad Sam</p> <p>rad Pam grad</p>	<p>2. Write your own –am and –ad words.</p> <p>_____</p> <p>_____</p>
<p>3. Write or circle the words that are things you eat with.</p> <p>fork pizza</p> <p>chair spoon clock</p> <p>knife pasta</p>	<p>3. Write or circle the name of the picture that matches the <u>word</u>.</p> <p> </p> <p>The <u>bark</u> was bumpy.</p>	<p>3. Write or circle the word that completes the sentence.</p> <p>read red</p> <p> </p> <p>My favorite color is ____.</p>	<p>3. Draw a line to match the homophones.</p> <p>blue plane</p> <p>so blew</p> <p>plain sew</p>
<p>4. Alphabetical Order. bedroom pillow desk</p> <p>1. _____</p> <p>2. _____</p> <p>3. _____</p>	<p>4. Alphabetical Order. chair wall plate</p> <p>1. _____</p> <p>2. _____</p> <p>3. _____</p>	<p>4. Write the word after nap.</p> <div style="border: 1px solid black; padding: 5px;"> <p>nap – a short rest. necklace– a piece of jewelry wore on your neck. needle- a sharp object used by a doctor.</p> </div>	<p>4. Write the definition of nap.</p> <p>_____</p> <p>_____</p>
<p>5. Circle or write the common noun.</p> <p>Amy went to the store.</p>	<p>5. Circle or write the possessive noun.</p> <p>The cat's toy is red.</p>	<p>5. Circle or write the proper noun.</p> <p>The girl went to Walmart.</p>	<p>5. Write the possessive noun.</p> <p> the _____ ball</p>
<p>6. Circle or Write the word that completes the sentence.</p> <p>fall falls</p> <p>The leaf _____ from the tree.</p>	<p>6. Circle or write the correct sentence.</p> <p>The flower grow.</p> <p>The flower grows.</p>	<p>6. Write or circle the word that completes the sentence.</p> <p>fall falls</p> <p>The leaves _____ from the tree.</p>	<p>6. Write or circle the correct sentence.</p> <p>The girls hop.</p> <p>The girls hops.</p>

Monday	Tuesday	Wednesday	Thursday																																												
<p>1. Put the number cards in order from least to greatest.</p> <div style="display: flex; justify-content: space-around; align-items: center;"> <div style="border: 1px solid black; border-radius: 10px; padding: 5px; margin: 5px;">97</div> <div style="border: 1px solid black; border-radius: 10px; padding: 5px; margin: 5px;">101</div> <div style="border: 1px solid black; border-radius: 10px; padding: 5px; margin: 5px;">99</div> <div style="border: 1px solid black; border-radius: 10px; padding: 5px; margin: 5px;">100</div> </div> <p>_____</p>	<p>1. Fill in the missing numbers on the number line.</p> <div style="text-align: center;"> </div>	<p>4. Put the number cards in order from greatest to least.</p> <div style="display: flex; justify-content: space-around; align-items: center;"> <div style="border: 1px solid black; border-radius: 10px; padding: 5px; margin: 5px;">68</div> <div style="border: 1px solid black; border-radius: 10px; padding: 5px; margin: 5px;">54</div> <div style="border: 1px solid black; border-radius: 10px; padding: 5px; margin: 5px;">38</div> <div style="border: 1px solid black; border-radius: 10px; padding: 5px; margin: 5px;">71</div> </div> <p>_____</p>	<p>1. Fill in the missing numbers.</p> <p>107, 108, 109, _____, _____</p> <p>1. _____, 33, _____, 35, 36</p>																																												
<p>2. Which shape doesn't belong?</p> <div style="display: flex; justify-content: space-around; align-items: center;"> </div>	<p>2. Draw a shape using two triangles.</p>	<p>2. Draw a circle. How many straight sides? How many corners?</p> <p>Sides _____ Corners _____</p>	<p>2. There are four pieces. What is each piece called?</p> <div style="text-align: center;"> </div>																																												
<p>3. How many cubes long is the rope?</p> <div style="text-align: center;"> </div>	<p>3. Circle the longest rope.</p> <div style="display: flex; justify-content: space-around;"> <p>A </p> <p>B </p> <p>C </p> </div>	<p>3. Which piece of rope is 7 blocks long?</p> <div style="display: flex; justify-content: space-around;"> <p>A </p> <p>B </p> </div>	<p>3. Order the ropes from shortest to longest.</p> <div style="display: flex; justify-content: space-around;"> <p>A </p> <p>B </p> <p>C </p> </div>																																												
<p>4. What time is it?</p> <div style="text-align: center;"> </div> <p>_____ : _____</p>	<p>4. Draw the hands on the clock to show 12:00.</p> <div style="text-align: center;"> </div>	<p>4. What time is it?</p> <div style="text-align: center;"> </div> <p>_____ : _____</p>	<p>4. Draw the hands on the clock to show 6:30.</p> <div style="text-align: center;"> </div>																																												
<p>5. Tally how many kids voted for each color.</p> <p>Red Blue Green Yellow</p> <p>6 8 5 3</p> <table border="1" style="width: 100%; text-align: center;"> <thead> <tr> <th colspan="4">Tally Chart</th> </tr> <tr> <th>Red</th> <th>Blue</th> <th>Green</th> <th>Yellow</th> </tr> </thead> <tbody> <tr> <td> </td> <td> </td> <td> </td> <td> </td> </tr> </tbody> </table>	Tally Chart				Red	Blue	Green	Yellow					<p>5. Use the tally chart from Monday to create a graph.</p> <div style="display: flex; align-items: center;"> <div style="width: 20px; text-align: center;">8 7 6 5 4 3 2 1</div> <table border="1" style="width: 200px; height: 100px;"> <tr><td> </td><td> </td><td> </td><td> </td></tr> <tr><td> </td><td> </td><td> </td><td> </td></tr> <tr><td> </td><td> </td><td> </td><td> </td></tr> <tr><td> </td><td> </td><td> </td><td> </td></tr> <tr><td> </td><td> </td><td> </td><td> </td></tr> <tr><td> </td><td> </td><td> </td><td> </td></tr> <tr><td> </td><td> </td><td> </td><td> </td></tr> <tr><td> </td><td> </td><td> </td><td> </td></tr> </table> <div style="margin-left: 10px;">Red Blue Green Yellow</div> </div>																																	<p>5. Which color had the least number of votes on Monday's problem?</p> <p>Which color had the most number of votes on Monday's problem?</p>	<p>5. How many more votes did red get than yellow on Monday's problem?</p> <p>How many fewer votes did green get than blue on Monday's problem?</p>
Tally Chart																																															
Red	Blue	Green	Yellow																																												
<p>6. There are 8 kids in art class. 7 more kids join them. How many kids are there now?</p>	<p>6. Judith has 10 pieces of candy. She found some more candy. She now has 15 pieces of candy. How many pieces of candy did Judith find?</p>	<p>6. There are some kids on the playground. 6 more kids join them. There are now 12 kids on the playground. How many kids were on the playground first?</p>	<p>6. Carlos has 7 pencils. He also has 9 pens. How many pencils and pens does Carlos have?</p>																																												

Monday	Tuesday	Wednesday	Thursday
<p>1. Color -im words blue. Color -id words green. Or write the -im words and -id words. bid him did Kim hid Jim kid rim Tim</p> <p>2. Color -an words blue. Color -ab words green. Or write the -an words and the -ab words. pan ran slab blab fan ban tab bran gab</p> <p>3. Circle or write the words that are electronics. door pen phone pillow TV computer shoe</p> <p>4. Circle or write the common noun. My house is brown.</p> <p>5. Circle or write the word that completes the sentence. write writes Jamie _____.</p> <p>6. Circle or write the sentence that is happening in the future. The girl jumps. The girl will jump.</p>	<p>1. Write the -im word. d _____</p> <p>2. Write your own -an and -ab words. _____ _____</p> <p>3. Circle the picture that matches the <u>word</u>.  Watch out for the big <u>wave</u>.</p> <p>4. Circle or write the possessive noun. The student's work is done.</p> <p>5. Circle or write the correct sentence. The girls skips. The girls skip.</p> <p>6. Circle or write the sentence that is happening in the present. She visits the library. She will visit the library.</p>	<p>1. Write the -id word. l _____</p> <p>2. Color -it words blue. Color -ing words green. Or write the _it words and _ing words. quit split zit spring ding sing kit slit swing</p> <p>3. Circle or write the word that completes the sentence. chilly chili  It is very _____ outside.</p> <p>4. Circle or write the proper noun. My friend Jessica came to my house.</p> <p>5. Circle or write the word that completes the sentence. grow grows The flowers _____.</p> <p>6. Is the underlined verb present or future? Josh <u>will sleep</u> all night.</p>	<p>1. Write a sentence with -id words. _____ _____</p> <p>2. Write your own -it and -ing words. _____ _____</p> <p>3. Alphabetical Order. give banana kick 1. _____ 2. _____ 3. _____</p> <p>4. Write the possessive noun.  the _____ paper</p> <p>5. Circle or write the correct sentence. The shoe stinks. The shoes stinks.</p> <p>6. Is the underlined verb present or future? He <u>plays</u> soccer every day.</p>

Friday - Study your high-frequency words and read for 20 minutes.

Monday	Tuesday	Wednesday	Thursday
<p>1. Put the number cards in order from least to greatest.</p> <div> <div>58</div> <div>51</div> <div>55</div> <div>59</div> </div> <p>_____</p>	<p>1. Fill in the missing numbers on the number line.</p> <div> <div>71</div> <div></div> <div></div> <div>74</div> <div>75</div> </div>	<p>1. Put the number cards in order from greatest to least.</p> <div> <div>79</div> <div>91</div> <div>85</div> <div>68</div> </div> <p>_____</p>	<p>1. Fill in the missing numbers.</p> <p>55, ____, ____, ____, 59</p> <p>70, ____, ____, 73, ____</p>
<p>2. Which shape doesn't belong?</p> <div> </div>	<p>2. Draw a shape using a rectangle and circle.</p>	<p>2. Draw a triangle. How many vertices (corners)? How many faces (sides)?</p> <p>Faces ____ Vertices ____</p>	<p>2. There are two pieces. What is each piece called?</p> <div> </div> <p>_____</p>
<p>3. How many cubes long are the scissors?</p> <div> </div>	<p>3. Circle the shortest pair of scissors.</p> <div> </div>	<p>3. Which pair of scissors is 6 blocks long?</p> <div> </div>	<p>3. Order the scissors from longest to shortest.</p> <div> </div>
<p>4. What time is it?</p> <div> </div> <p>__ : __</p>	<p>4. Draw the hands on the clock to show 3:00.</p> <div> </div>	<p>4. What time is it?</p> <div> </div> <p>__ : __</p>	<p>4. Draw the hands on the clock to show 2:30.</p> <div> </div>
<p>5. Andy has 6 toy cars. He gets 8 more for his birthday. How many toy cars does Andy have now?</p> <p>$6 + 8 = \underline{\hspace{2cm}}$</p>	<p>5. Kenny reads 8 pages of his book. After dinner he reads more. He read a total of 18 pages. How many pages did Kenny read after dinner?</p> <p>$8 + \underline{\hspace{2cm}} = 18$</p>	<p>5. Azlin has some candy. She gives 5 pieces to her best friend. She has 12 pieces of candy left. How many pieces of candy did Azlin have in the beginning?</p> <p>$\underline{\hspace{2cm}} - 5 = 12$</p>	<p>5. Hailey drew 9 hearts on a card for her mom. She then drew 6 flowers. How many hearts and flowers did Hailey draw altogether?</p> <p>$9 + 6 = \underline{\hspace{2cm}}$</p>
<p>6. Jamie has 4 red marbles, 6 green marbles, and 5 blue marbles. How many marbles does Jamie have altogether?</p>	<p>6. In a box of cookies, there are 3 oatmeal raisin, 7 chocolate chip, and 8 peanut butter. How many cookies are there in all?</p>	<p>6. Emma has a small garden of flowers. There are 4 pink roses, 6 white roses, and 10 red roses. How many roses does Emma have?</p>	<p>6. At Joey's birthday party, he has 5 red balloons, 10 blue balloons, and 3 yellow balloons. How many balloons are there altogether?</p>
<p>Friday - Study addition and subtraction facts.</p>			




Monday	Tuesday	Wednesday	Thursday
<p>1. Color -at words blue. Color -ag words green. Or write the words. flag pat jag rat that drag wag shag hat</p>	<p>1. Write your own -at and -ag words. _____</p>	<p>1. Color -am words blue. Color -ad words green. Or write the words. gram tad wham fad clam mad scam lad dam</p>	<p>1. Write your own -am and -ad words. _____</p>
<p>2. Circle or write the words that are foods. cup pizza table apple fan pepper cheese</p>	<p>2. Circle or write the name the picture that matches the <u>word</u>.  Can you please turn off the <u>light</u>?</p>	<p>2. Circle or write the word that completes the sentence. stare stair  We have to climb the _____.</p>	<p>2. Alphabetical Order. sea nine ruby 1. _____ 2. _____ 3. _____</p>
<p>3. Circle or write the common noun. The dog ran.</p>	<p>3. Circle or write the possessive noun. The clock's hands are slow.</p>	<p>3. Circle or write the proper noun. Rover ran across the street.</p>	<p>3. Write the possessive noun. The pencil belongs to the boy. the _____ pencil</p>
<p>4. Circle or write the word that completes the sentence. grow grows The grass _____.</p>	<p>4. Circle or write the correct sentence. The boys sleeps. The boys sleep.</p>	<p>4. Circle or write the word that completes the sentence. eat eats The cows _____.</p>	<p>4. Circle or write the correct sentence. The student write. The student writes.</p>
<p>5. Circle or write the sentence that is happening in the future. She will hit the ball. She hits the ball.</p>	<p>5. Circle or write the sentence that is happening in the present. They will watch the show. They watch the show.</p>	<p>5. Is the underlined verb present or future? Amy <u>sits</u> on the bench.</p>	<p>5. Is the underlined verb present or future? Cassie <u>will read</u> the book.</p>
<p>6. Circle or write the sentence that is happening in the past. Emily plays the game. Emily played the game.</p>	<p>6. Write the verb in past tense. jump _____</p>	<p>6. Circle or write the sentence that is happening in the past. The dog rolled over. The dog rolls over.</p>	<p>6. Write the verb in past tense. pick _____</p>
Friday - Study high-frequency words and read for 20 minutes.			

Monday	Tuesday	Wednesday	Thursday
<p>1. Put the number cards in order from least to greatest.</p> <div style="display: flex; justify-content: space-around; align-items: center;"> <div style="border: 1px solid black; border-radius: 10px; padding: 5px; width: 40px; text-align: center;">104</div> <div style="border: 1px solid black; border-radius: 10px; padding: 5px; width: 40px; text-align: center;">114</div> <div style="border: 1px solid black; border-radius: 10px; padding: 5px; width: 40px; text-align: center;">108</div> <div style="border: 1px solid black; border-radius: 10px; padding: 5px; width: 40px; text-align: center;">110</div> </div> <p>_____</p>	<p>1. Fill in the missing numbers on the number line.</p> <div style="text-align: center;"> </div>	<p>1. Put the number cards in order from greatest to least.</p> <div style="display: flex; justify-content: space-around; align-items: center;"> <div style="border: 1px solid black; border-radius: 10px; padding: 5px; width: 40px; text-align: center;">75</div> <div style="border: 1px solid black; border-radius: 10px; padding: 5px; width: 40px; text-align: center;">82</div> <div style="border: 1px solid black; border-radius: 10px; padding: 5px; width: 40px; text-align: center;">79</div> <div style="border: 1px solid black; border-radius: 10px; padding: 5px; width: 40px; text-align: center;">85</div> </div> <p>_____</p>	<p>1. Fill in the missing numbers.</p> <p>98, 99, ____, ____, 102</p> <p>54, ____, 56, ____, ____</p>
<p>2. Which shape doesn't belong?</p> <div style="display: flex; justify-content: space-around; align-items: center;"> </div>	<p>2. Draw a shape using three rectangles.</p>	<p>2. Draw a hexagon. How many sides? How many points?</p> <p>Sides _____ Points _____</p>	<p>2. Cut the circle into 2 equal pieces.</p> <div style="text-align: center;"> </div>
<p>3. How many cubes long is the ribbon?</p> <div style="text-align: center;"> </div>	<p>3. Circle the shortest pencil.</p> <div style="display: flex; justify-content: space-around; align-items: center;"> <p>A</p> </div> <div style="display: flex; justify-content: space-around; align-items: center;"> <p>B</p> </div> <div style="display: flex; justify-content: space-around; align-items: center;"> <p>C</p> </div>	<p>3. Which pencil is 9 blocks long?</p> <div style="display: flex; justify-content: space-around; align-items: center;"> <p>A</p> </div> <div style="display: flex; justify-content: space-around; align-items: center;"> <p>B</p> </div>	<p>3. Order the pencils from shortest to longest.</p> <div style="display: flex; justify-content: space-around; align-items: center;"> <p>A</p> </div> <div style="display: flex; justify-content: space-around; align-items: center;"> <p>B</p> </div> <div style="display: flex; justify-content: space-around; align-items: center;"> <p>C</p> </div>
<p>4. What time is it?</p> <div style="text-align: center;"> </div> <p>_____ : _____</p>	<p>4. Draw the hands on the clock to show 8:00.</p> <div style="text-align: center;"> </div>	<p>4. What time is it?</p> <div style="text-align: center;"> </div> <p>_____ : _____</p>	<p>4. Draw the hands on the clock to show 12:30.</p> <div style="text-align: center;"> </div>
<p>5. Grace drew 15 hearts on her paper. She erased 6 of them. How many hearts are left?</p> <p>15 - 6 = _____</p>	<p>5. Yvonne's mom made 14 cookies. Yvonne ate some of them. There are now 9 cookies left. How many cookies did Yvonne eat?</p> <p>14 - _____ = 9</p>	<p>5. Evelyn has some marbles. She gave 8 of them to her sister. She has 12 marbles left. How many marbles did Evelyn have in the beginning?</p> <p>_____ - 8 = 12</p>	<p>5. Kailey is getting ready for school. She spent 8 minutes eating breakfast, and 5 minutes brushing her teeth. How minutes did Kailey spend getting ready for school?</p> <p>8 + 5 = _____</p>
<p>6. In the pet store, there are 4 brown dogs, 5 white dogs, and 6 black dogs. How many dogs are there altogether?</p>	<p>6. Jessica has 8 dollars. Her sister has 5 dollars. Her brother has 6 dollars. How many dollars do they have in all?</p>	<p>6. At the zoo, there are 4 lions, 5 zebras, and 5 giraffes. How many animals are there in all?</p>	<p>6. Joey has lots of blocks. He has 7 red blocks, 3 blue blocks, and 8 green blocks. How many blocks does Joey have?</p>


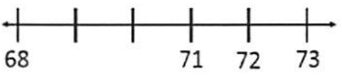














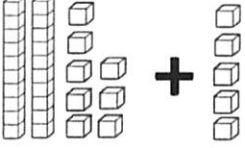
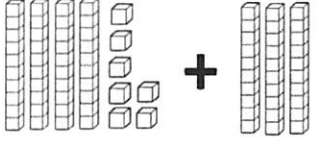
Name: _____

Week 4 ELA

Date: April 21 - May 1

Monday	Tuesday	Wednesday	Thursday
<p>1. Color -est words blue. Color -et words green. Or write the -est and -et words. rest bet pest get vest nest pet best let</p>	<p>1. Write the -est word. t _____</p>	<p>1. Write the -et word. m _____</p>	<p>1. Write a sentence with -et words. _____ _____</p>
<p>2. Color -ip words blue. Color -ick words green. Or write the -ip and the -ick words. chip drip chick ship thick stick trick snip whip</p>	<p>2. Write your own -ip and -ick words. _____ _____</p>	<p>2. Color -ed words blue. Color -ell words green. Or write the -ed and the -ell words. shell bed spell sled dwell shed cell Fred smell</p>	<p>2. Write your own -ed and -ell words. _____ _____</p>
<p>3. Color or write the common noun = red proper noun = yellow The boy went to Florida.</p>	<p>3. Circle the picture that matches the <u>word</u>.  The hero used a <u>bow</u> and arrow.</p>	<p>3. Circle or write the possessive noun. Grace's game is messy.</p>	<p>3. Circle or write the word that completes the sentence. made maid   I _____ a castle out of blocks.</p>
<p>4. Circle or write the word that completes the sentence. play plays The children _____.</p>	<p>4. Circle or write the sentence that is happening in the future. She dressed her doll. She will dress her doll.</p>	<p>4. Is the underlined verb past or future? Sam <u>cleaned</u> his desk.</p>	<p>4. Circle or write the sentence that is happening in the present. She runs every day. She will run every day.</p>
<p>5. Write the sentence with the correct capitalization. my friend jason is very nice.</p>	<p>5. Write the sentence with the correct capitalization. we finished our book on tuesday.</p>	<p>5. Write the sentence with the correct capitalization. please give alex his pencil.</p>	<p>5. Write the sentence with the correct capitalization. my birthday is tuesday, january 19th.</p>
<p>6. Circle or write the missing ending punctuation. ! . ? What time does school start _____</p>	<p>6. Circle or write the missing ending punctuation. ! . ? Watch out _____</p>	<p>6. Circle or write the missing ending punctuation. ! . ? I love writing _____</p>	<p>6. Circle or write the missing ending punctuation. ! . ? When will we go to lunch _____</p>

Friday- Study your high-frequency words and read for 20 minutes.

Monday	Tuesday	Wednesday	Thursday																																																												
1. Put the number cards in order from greatest to least. <div style="display: flex; justify-content: space-around; align-items: center;"> <div style="border: 1px solid black; padding: 5px; margin: 2px;">13</div> <div style="border: 1px solid black; padding: 5px; margin: 2px;">18</div> <div style="border: 1px solid black; padding: 5px; margin: 2px;">21</div> <div style="border: 1px solid black; padding: 5px; margin: 2px;">15</div> </div> _____	1. Name the shape <div style="text-align: center;">  </div> How many? straight sides _____ points _____	1. Fill in the missing numbers on the number line. <div style="text-align: center;">  </div>	1. Your teacher wants you to cut the paper into halves. <div style="text-align: center;">  </div>																																																												
2. Circle the pickle that is 7 cubes long. <div style="display: flex; align-items: center;"> <div style="margin-right: 10px;">A</div>  </div> <div style="display: flex; align-items: center;"> <div style="margin-right: 10px;">B</div>  </div>	2. What time is it? <div style="text-align: center;">  </div> _____ : _____	2. Order the pickles from shortest to longest. <div style="display: flex; flex-direction: column; align-items: center;"> <div style="margin-bottom: 10px;">A </div> <div style="margin-bottom: 10px;">B </div> <div style="margin-bottom: 10px;">C </div> </div>	2. Draw the hands on the clock to show 5:00 <div style="text-align: center;">  </div>																																																												
3. Fiona drinks 5 cups of water every day. How many cups of water will she drink in 3 days?	3. Jason has 12 strawberries in his garden. He eats some. Now he has 7 strawberries. How many strawberries did Jason eat?	3. A bookshelf has 5 fiction books, 3 mystery books, and 6 non-fiction books. How many books are on the shelf?	3. Bailey has a bowl of 12 grapes, and Jonathan has a bowl of 8 grapes. How many more grapes does Bailey have than Jonathan?																																																												
4. Count by 2's. 88, 90, 92, _____, _____	4. True or False? $15 = 8 + 7$ _____	4. Count by 10's. 40, 50, 60, _____, _____	4. True or False? $6 + 3 + 4 = 12$ _____																																																												
5. Solve. <div style="display: flex; justify-content: space-around; align-items: center;"> <div style="text-align: center;"> $\begin{array}{r} 2 \\ + 8 \\ \hline \end{array}$ </div> <div style="text-align: center;"> $\begin{array}{r} 15 \\ - 9 \\ \hline \end{array}$ </div> <div style="text-align: center;"> $\begin{array}{r} 14 \\ + 3 \\ \hline \end{array}$ </div> </div>	5. Find the missing number. $12 - \square = 5$	5. Solve. <div style="display: flex; justify-content: space-around; align-items: center;"> <div style="text-align: center;"> $\begin{array}{r} 5 \\ + 3 \\ \hline \end{array}$ </div> <div style="text-align: center;"> $\begin{array}{r} 17 \\ - 12 \\ \hline \end{array}$ </div> <div style="text-align: center;"> $\begin{array}{r} 8 \\ + 9 \\ \hline \end{array}$ </div> </div>	5. Find the missing number. $\square - 8 = 3$																																																												
6. Use $>$, $<$, or $=$ to compare the numbers. <div style="display: flex; align-items: center; justify-content: center; margin: 10px 0;"> 56 ○ 28 </div>	6. Write the number. <div style="text-align: center;"> <table border="1" style="display: inline-table; border-collapse: collapse;"> <thead> <tr> <th style="padding: 5px;">Tens</th> <th style="padding: 5px;">Ones</th> </tr> </thead> <tbody> <tr> <td style="text-align: center; padding: 10px;"></td> <td style="text-align: center; padding: 10px;"></td> </tr> </tbody> </table> </div> _____	Tens	Ones			6. Use $>$, $<$, or $=$ to compare the numbers. <div style="display: flex; align-items: center; justify-content: center; margin: 10px 0;"> 40 ○ 40 </div>	6. 82 How many tens? _____ How many ones? _____																																																								
Tens	Ones																																																														
																																																															
7. Add $28 + 5$ <div style="text-align: center;">  </div>	7. Add $38 + 4$	7. Add $47 + 30$ <div style="text-align: center;">  </div>	7. Add $56 + 20$																																																												
8. Circle the number that is 10 more than 37. <table border="1" style="width: 100%; text-align: center; border-collapse: collapse;"> <tr><td>21</td><td>22</td><td>23</td><td>24</td><td>25</td><td>26</td><td>27</td><td>28</td><td>29</td><td>30</td></tr> <tr><td>31</td><td>32</td><td>33</td><td>34</td><td>35</td><td>36</td><td>37</td><td>38</td><td>39</td><td>40</td></tr> <tr><td>41</td><td>42</td><td>43</td><td>44</td><td>45</td><td>46</td><td>47</td><td>48</td><td>49</td><td>50</td></tr> </table>	21	22	23	24	25	26	27	28	29	30	31	32	33	34	35	36	37	38	39	40	41	42	43	44	45	46	47	48	49	50	8. Circle the number that is 10 less than 71. <table border="1" style="width: 100%; text-align: center; border-collapse: collapse;"> <tr><td>61</td><td>62</td><td>63</td><td>64</td><td>65</td><td>66</td><td>67</td><td>68</td><td>69</td><td>70</td></tr> <tr><td>71</td><td>72</td><td>73</td><td>74</td><td>75</td><td>76</td><td>77</td><td>78</td><td>79</td><td>80</td></tr> <tr><td>81</td><td>82</td><td>83</td><td>84</td><td>85</td><td>86</td><td>87</td><td>88</td><td>89</td><td>90</td></tr> </table>	61	62	63	64	65	66	67	68	69	70	71	72	73	74	75	76	77	78	79	80	81	82	83	84	85	86	87	88	89	90	8. What is... One more _____ 35 One less _____ Ten more _____ Ten less _____	8. What is... One more _____ 28 One less _____ Ten more _____ Ten less _____
21	22	23	24	25	26	27	28	29	30																																																						
31	32	33	34	35	36	37	38	39	40																																																						
41	42	43	44	45	46	47	48	49	50																																																						
61	62	63	64	65	66	67	68	69	70																																																						
71	72	73	74	75	76	77	78	79	80																																																						
81	82	83	84	85	86	87	88	89	90																																																						

Monday	Tuesday	Wednesday	Thursday	Friday
<p><i>May the "4th" be with you!</i></p> <p>How do you like better, Darth Vader or Luke Skywalker?</p> <p>Why?</p> <p>Do your best Chewbacca impression.</p> <p>If you can, record yourself and email it to your teacher.</p>	<p><i>Happy Cinco de Mayo!</i></p> <p>Describe how to make a taco for taco Tuesday.</p> <p>Research how to make a pinata or a maraca and make one.</p> <p>Count how many rolls of toilet paper are in your house.</p> <p>Do you like tacos, enchiladas, or burritos?</p> <p>Send the answers to your teacher so we can make a graph.</p>	<p><i>Writing Wednesday!!</i></p> <p>Write about your favorite memory from first grade.</p> <p>Then, draw a picture about it.</p> <p>How many trees can you see from your front or back door?</p> <p>Send the answers to your teacher so we can make a graph.</p>	<p><i>Think About it Thursday!</i></p> <p>What is your favorite meal at school? Describe it.</p> <p>Count all the pillows in your house.</p> <p>Send the answers to your teacher so we can make a graph.</p>	<p><i>Fun Friday!</i></p> <p>Let's go on a scavenger hunt!</p> <p>Find 5 things that are soft.</p> <p>Find 5 things that are hard.</p> <p>Find 5 things that are dark.</p> <p>Find 5 things that are light.</p> <p>Find 5 things that are big.</p> <p>Find 5 things that are small.</p> <p>Find something that is left.</p> <p>Find something that is right.</p> <p>Find 3 things that start with the letter C.</p> <p>Find something that rhymes with can.</p>

THINGS YOUR CHILD SHOULD KNOW BEFORE ENTERING 2ND GRADE

READING

- All the letters of the alphabet upper and lower case.
- All of the letter sounds.
- All of the short and long vowel sounds. (a,e,i,o,u)
- Vowel pairs (example, rain, hay, boy, soil)
- Beginning and ending blends (example, beginning: bl-blue, gr-grapes, fl-flat ending: ng-king, tch-watch, nk-sink)
- Word families (example, -at, -ot-, -ed, -it, -un, etc.)
- Phonemic Awareness- The ability to sound out words.
- Word endings (example, -ed, -ing, -s)
- 70% of the high-frequency words (Please practice in the reading folder 10 minutes each night.)
- Sequencing- Beginning, middle and end or first, next and last.
- Oral retelling of a story and identify the setting (where it takes place), main characters, plot (what it's about)
- Comprehension- Able to answer simple questions after reading or listening to a story.
- Compare and contrast (What is the same and what is different?)
- How to write one or two complete sentences about a given topic using proper capitalization and punctuation (.,?,!)
- Use high-frequency words in context (know what they mean)

MATH

- Counting forward and backward
- Addition and subtraction up to 19
- Patterns
- Tens and ones (place value)
- Skip counting (ex. 2's, 5's, 10's)
- Ordinal numbers (ex. 1st, 2nd, 3rd, 4th, etc.)
- Time on the hour and half hour (ex. 3:00, 3:30)
- Counting coins (ex. Pennies, nickels, dimes, quarters, half-dollars)
- How to read a graph
- What number comes before, between and after
- Less than and greater than (ex. $5 < 7$ = 5 is less than 7)
- Calendar reading
- Read a problem and be able to write an addition or subtraction sentence.

MATH VOCABULARY

- Pair (2 shoes in a pair)
- Sum (the answer to an addition problem)
- Difference (the answer to a subtraction problem)
- Fewest
- Greatest
- Equal
- Most
- Least
- + add, plus
- - subtract, minus